

CITIZEN®

ELECTRONIC CALCULATOR

CITIZEN® SDC-368

Instruction Manual
Manuel d'instructions
Manual de Instrucciones
Livro de Especificacoes
Anweisungshandbuch
Инструкция по эксплуатации
Instrkcja Obsługi
指导说明书
Istruzioni all'Uso
Manual
Gebruiksaanwijzing
Peraturan pemakaian
دليل الإرشادات

CITIZEN®
SDC-368

The unit complies with the
requirements of Directive
89 / 336 / EEC as amended
by 93 / 68 / EEC

CITIZEN SYSTEMS JAPAN CO.,LTD.

OVERSEAS SALES DEPT., SALES DIVISION

6-1-12, TANASHI-CHO, NISHI-TOKYO-SHI, TOKYO 188-8511, JAPAN

<http://www.citizen-systems.co.jp>

sales-oe@systems.citizen.co.jp

CITIZEN is a registered trademark of CITIZEN WATCH CO.,LTD., Japan.

CITIZEN es una marca registrada de CITIZEN WATCH CO.,LTD., Japón.

Design and specifications are subject to change without notice.



*** POWER SUPPLY**


English


CITIZEN model SDC-368 is a dual-powered (high power solar + back-up battery) calculator operative under any lighting conditions.
 -Auto power-off function-
 The calculator switches the power off automatically if there has been no key entry for about 5 minutes.
 -Battery change-
 If the back-up battery needs to be changed, open the lower cabinet to remove the old battery and insert a new battery in the indicated polarity.

*** KEY INDEX**

English

[$\frac{ON}{AC}$] : Power on / All Clear key. [CE/C] : Clear Entry / Clear key.
 [00→0] : Shift-back key. [M+] : Memory plus key.
 [M-] : Memory minus key. [+/-] : ±Sign change key
 [MR] : Memory recall key [MC] : Memory clear key.
 [MU] : Mark-up / Mark-down Key
 [MII+] [MII-] [MII $\frac{C}{C}$] : The Second Memory Key

 Decimal place selection switch
 - F - Floating decimal mode
 - 0 - 2 - 3 - Fixed decimal mode
 - A - ADD-mode automatically enters the monetary decimal in addition and subtraction calculations

$\frac{5}{4}$  Round-off / Round-down switch

The Signs Of The Display Mean The Following:




MI : The first memory loaded. - : Minus (or negative)
 MII : The second memory loaded. E : Overflow-error.

*** OPERATION EXAMPLES**


English

1. Calculation Examples


Before performing each calculation, press the [$\frac{ON}{AC}$] key.

Example	Key operation	Display
 $2 \times 3 = 6$	2 [x] 2 [CE/C] 3 [=]	6.
$7 \times 9 = 63$	7 [+/-] [x] 9 [=]	63.
$300 \times 27\% = 81$	300 [x] 27 [%]	81.
$\frac{11.2}{56} \times 100\% = 20\%$	11.2 [+/-] 56 [%]	20.
$300 + (300 \times 40\%) = 420$	300 [+] 40 [%]	420.
$300 - (300 \times 40\%) = 180$	300 [-] 40 [%]	180.
$1400 \times 12\% = 168$	1400 [x] 12 [%]	168.
$6 + 4 + 7.5 = 17.5$	6 [+] 4 [+] 7.5 [=]	17.5
$5 \times 3 \div 0.2 = 75$	[$\frac{ON}{AC}$] 5 [x] 3 [+/-] 0.2 [=]	75.
$8 \div 4 \times 3.7 + 9 = 16.4$	8 [+/-] 4 [x] 3.7 [+] 9 [=]	16.4
$5^4 = 625$	5 [x] [=] [=] [=]	625.
$1 \div 2 = 0.5$	2 [+/-] [=]	0.5
$\frac{1}{(2 \times 3 + 10)} = 0.0625$	2 [x] 3 [+] 10 [+/-] [=]	0.0625
$\sqrt{144} = 12$	144 [$\sqrt{\quad}$]	12.
 $\$14.90 + \$0.35 - \$1.45 +$	1490 [+] 35 [-] 145	145
 $\$12.05 = \25.85	[+] 1205 [=]	25.85

2. Memory Calculation

 $(12 \times 4) - (20 \div 2) =$	[$\frac{ON}{AC}$]	0.
38	12 [x] 4 [M+] 20 [+/-] 2 [M-]	MI 10.
	[MR]	MI 38.
	[MC] [CE/C]	0.
$15 \times 2 = 30$	15 [x] 2 [M+] 20 [x] 3 [M+]	MI 60.
$20 \times 3 = 60$	25 [x] 4 [M+]	MI 100.
$25 \times 4 = 100$	[MR]	MI 190.
(total A = 190)	10 [+/-] 5 [MII+] 4 [x] 2 [MII+]	MI 8.
$10 \div 5 = 2$	[MII $\frac{C}{C}$]	MII 10.
$4 \times 2 = 8$	[MR] [+]	MI 190.
(total B = 10)	[MII $\frac{C}{C}$]	MI 10.
$A \div B = 19$	[=]	MI 19.
	[$\frac{ON}{AC}$]	0.


3. Constant Calculation

 $2 + 3 = 5$	2 [+] 3 [=]	5.
$4 + 3 = 7$	4 [=]	7.
$3 \times 4 = 12$	3 [x] 4 [=]	12.
$3 \times 6 = 18$	6 [=]	18.

4. Overflow Error Clear

$123456789012 \times 10000$	1234567890123	E	123'456'789'012
$= 1'234.56789012 \times 10^{12}$	[00→0]		123'456'789'012
	[x] 10000 [=]	E	1'234.56789012
	[$\frac{ON}{AC}$]		0.

5. PRICE MARK-UP & DOWN CALCULATION

 $200 + (P \times 20\%) = P$	2000 [+/-] 20 [MU]	2'500.00
$P = \frac{2000}{1 - 20\%} = 2'500.00$	[MU]	500.00
$2500 - 2000 = 500.00$		
$200 - (P \times 20\%) = P$	2000 [+/-] 20 [+/-] [MU]	1'666.66
$P = \frac{2000}{1 + 20\%} = 1'666.66$		
$\frac{18000 - 15000}{15000} \times 100\%$	18000 [-] 15000 [MU]	20.00
$= 20.00\%$		

*** ALIMENTATION**

Français

CITIZEN modèle SDC-368 a double alimentation (énergie solaire huate+pile a supporter) qui peut opérer sous n'importe conditions de lumière.

-Arrêt d'alimentation automatique -


L'alimentation de cette calculatrice se coupe automatiquement si laissée allumée et non utilisée pendant environ 5 minutes.

-Remplacement de pile-

Lorsque il faut remplacer la pile, enleve les vis de l'étui bas et remplacer la pile usée et insérer une nouvelle pile selon la polarité indiquée.

*** SIGNIFICATION DES TOUCHES**

Français

 : Bouton de Mise en marche / d'Effacement Général.

[CE/C] : Touche d'annulation de l'Entrée / d'annulation.

[00→0] : Touche de correction.

[M+] : Touche pour avoir plus de mémoire.

[M-] : Touche pour avoir moins de mémoire.

[+/-] : ± Touche de changement de Signe

[MR] : Rapeler la mémoire. [MC] : Effacer la mémoire.

[MU] : Touche de hausse/baisse du Prix

[MII+] [MII-] [MII^R C] : Seconde touche de Mémoire



Bouton de sélection d'emplacement de la Décimale



Mode de Décimale Flottante



Mode de Décimale Fixe



Le mode ADD entre automatiquement la décimale monétaire en mode de calculs d'addition et de soustraction



Bouton d'Arrondi / Arrondi inférieur

Les signes de l'Affichage signifient ce qui suit:


MI : La Première Mémoire est remplie - : Moins (ou négatif)






MII : La Seconde Mémoire est remplie. E : Erreur - Débordement

*** EXEMPLES D'OPÉRATIONS**




Français

1.Exemples de calculs



Avant d'effectuer tout calcul, pressez sur la touche .

Exemple	Touche d'Opération	Affichage
 2 x 3 = 6	2 [x] 2 [CE/C] 3 [=]	6.
 7 x 9 = 63	7 [+] [x] 9 [=]	63.
300 x 27% = 81	300 [x] 27 [%]	81.
$\frac{11.2}{56} \times 100\% = 20\%$	11.2 [+] 56 [%]	20.
300+(300 x 40%)=420	300 [+] 40 [%]	420.
300-(300 x 40%)=180	300 [-] 40 [%]	180.
1400 x 12% = 168	1400 [x] 12 [%]	168.
6 + 4 + 7.5 = 17.5	6 [+] 4 [+] 7.5 [=]	17.5
5 x 3 ÷ 0.2 = 75	 5 [x] 3 [+] 0.2 [=]	75.
8 ÷ 4 x 3.7 + 9 = 16.4	8 [+] 4 [x] 3.7 [+] 9 [=]	16.4
5 ⁴ = 625	5 [x] [=] [=] [=]	625.
1 / 2 = 0.5	2 [+] [=]	0.5
$\frac{1}{(2 \times 3 + 10)} = 0.0625$	2 [x] 3 [+] 10 [+] [=]	0.0625
$\sqrt{144} = 12$	144 [$\sqrt{\quad}$]	12.
 \$14.90+\$0.35-\$1.45+	1490 [+] 35 [-] 145	145
 \$12.05=\$25.85	[+] 1205 [=]	25.85


2.Calcul avec mémoire

 (12 x 4) - (20 ÷ 2) =	 12 [x] 4 [M+] 20 [+] 2 [M-]	MI 10.
38	[MR]	MI 38.
	[MC] [CE/C]	0.
15 x 2 = 30	15 [x] 2 [M+] 20 [x] 3 [M+]	MI 60.
20 x 3 = 60	25 [x] 4 [M+]	MI 100.
25 x 4 = 100	[MR]	MI 190.
(total A = 190)	10 [+] 5 [MII+] 4 [x] 2 [MII+]	MI 8.
10 ÷ 5 = 2	[MII ^R C]	MI 10.
4 x 2 = 8	[MR] [+]	MI 190.
(total B = 10)	[MII ^R C]	MI 10.
A ÷ B = 19	[=]	MI 19.
	 19	MI 0.




3.Constant Calcul

 2 + 3 = 5	2 [+] 3 [=]	5.
 4 + 3 = 7	4 [=]	7.
$\frac{3}{4} \times 4 = 12$	3 [x] 4 [=]	12.
$\frac{3}{6} \times 6 = 18$	6 [=]	18.

4. Correction et dépassement-erreur

123456789012 x 10000	1234567890123	E 123'456'789'012
= 1'234.56789012 x 10 ¹²	[00→0]	123'456'789'012
	[x] 10000 [=]	E 1'234.56789012
	 123456789012	0.

5. CALCUL DE LA HAUSSE ET DE LA BAISSSE DU PRIX

 200+(P x 20%)=P	2000 [+] 20 [MU]	2'500.00
 P = $\frac{2000}{1-20\%}$ = 2'500.00	[MU]	500.00
 2500-2000 = 500.00		
200-(P x 20%)=P	2000 [+] 20 [+/-] [MU]	1'666.66
P = $\frac{2000}{1+20\%}$ = 1'666.66		
$\frac{18000-15000}{15000} \times 100\%$	18000 [-] 15000 [MU]	20.00
= 20.00%		

*** ALIMENTACIÓN**

Español

Modeio CITIZEN SDC-368 funciona gracias a un mecanismo de doble carg (luz solar y batería de apoyo), lo cual le permite operar bajo cualquier condición de iluminación.

-Función de desconexión automática-

La calculadora se apaga automáticamente si no ha sido utilizada durante 5 minutos aproximadamente.

-Reemplazada de la pila-

Si la pila de apoyo necesita ser reemplazada, quite los tornillos del departamento inferior y sustituya la pila gastada por una nueva. Coloque la pila en su posición correcta, con la polaridad indicada.

*** TECLADO INFOMATIVO**

Español

[ON/AC] : Tecla de encendido / Borrar todo.

[CE/C] : Tecla de borrar entrada / Borrar.

[00→0] : Tecla de anular el dígito ultimado.

[MU] : Tecla de subir o bajar precios

[M+] : Tecla de memoria positiva. [M-] : Tecla de memoria negativa.

[+/-] : ±Tecla de cambio de signo [MC] : Tecla de borrar la memoria

[MR] : Tecla de recuperar lo almacenado en la memoria.

[MII+] [MII-] [MII^{FC}] : Tecla de la segunda memoria



Selector del lugar decimal

- F -

Modo decimal flotante

- 0 - 2 - 3 -

Modo decimal flotante

- A -

Modo ADD: ingresa automáticamente el decimal monetario en cálculos de suma y resta



Sin redondeo / Redondeo hacia abajo

Los signos del visor significan lo siguiente:

MI : La primera memoria está cargada.

MII : La segunda memoria está cargada.

- : Menos (o negativo)

E : Error de desbordamiento.

*** EJEMPLO DE FUNCIONES**

Español

1. Ejemplos de calculación

Antes de realizar cada cálculo, presione la tecla [ON/AC].

Ejemplo	Operación con la tecla	Visualización
$2 \times 3 = 6$	2 [x] 2 [CE/C] 3 [=]	6.
$7 \times 9 = 63$	7 [+] [x] 9 [=]	63.
$300 \times 27\% = 81$	300 [x] 27 [%]	81.
$\frac{11.2}{56} \times 100\% = 20\%$	11.2 [+] 56 [%]	20.
$300 + (300 \times 40\%) = 420$	300 [+] 40 [%]	420.
$300 - (300 \times 40\%) = 180$	300 [-] 40 [%]	180.
$1400 \times 12\% = 168$	1400 [x] 12 [%]	168.
$6 + 4 + 7.5 = 17.5$	6 [+] 4 [+] 7.5 [=]	17.5
$5 \times 3 \div 0.2 = 75$	[ON/AC] 5 [x] 3 [+] 0.2 [=]	75.
$8 \div 4 \times 3.7 + 9 = 16.4$	8 [+] 4 [x] 3.7 [+] 9 [=]	16.4
$5^4 = 625$	5 [x] [=] [=] [=]	625.
$1 / 2 = 0.5$	2 [+] [=]	0.5
$\frac{1}{(2 \times 3 + 10)} = 0.0625$	2 [x] 3 [+] 10 [+] [=]	0.0625
$\sqrt{144} = 12$	144 [√]	12.
$\$14.90 + \$0.35 - \$1.45 +$	1490 [+] 35 [-] 145	145
$\$12.05 = \25.85	[+] 1205 [=]	25.85

2. Cálculo de memoria



$(12 \times 4) - (20 \div 2) =$	[ON/AC]	0.
38	12 [x] 4 [M+] 20 [+] 2 [M-]	MI 10.
	[MR]	MI 38.
	[MC] [CE/C]	0.
$15 \times 2 = 30$	15 [x] 2 [M+] 20 [x] 3 [M+]	MI 60.
$20 \times 3 = 60$	25 [x] 4 [M+]	MI 100.
$25 \times 4 = 100$	[MR]	MI 190.
(total A = 190)	10 [+] 5 [MII+] 4 [x] 2 [MII+]	MI 8.
$10 \div 5 = 2$	[MII ^{FC}]	MI 10.
$4 \times 2 = 8$	[MR] [+]	MI 190.
(total B = 10)	[MII ^{FC}]	MI 10.
$A \div B = 19$	[=]	MI 19.
	[ON/AC]	0.

3. Constante



$2 + 3 = 5$	2 [+] 3 [=]	5.
$4 + 3 = 7$	4 [=]	7.
$3 \times 4 = 12$	3 [x] 4 [=]	12.
$3 \times 6 = 18$	6 [=]	18.

4. Limpiar para desbordamiento y error

$123456789012 \times 10000$	1234567890123	E 123'456'789'012
$= 1'234.56789012 \times 10^{12}$	[00→0]	123'456'789'012
	[x] 10000 [=]	E 1'234.56789012
	[ON/AC]	0.

5. CÁLCULO DE SUBIR O BAJAR PRECIOS



$200 + (P \times 20\%) = P$	2000 [+] 20 [MU]	2'500.00
$P = \frac{2000}{1 - 20\%} = 2'500.00$	[MU]	500.00
$2500 - 2000 = 500.00$		
$200 - (P \times 20\%) = P$	2000 [+] 20 [+/-] [MU]	1'666.66
$P = \frac{2000}{1 + 20\%} = 1'666.66$		
$\frac{18000 - 15000}{15000} \times 100\%$	18000 [-] 15000 [MU]	20.00
$= 20.00\%$		

*** FONT DE ALIMENTAÇÃO**

Português

CITIZEN model SDC-368 tem dupla fonte de alimentação de energia (energia solar e bateria de reserva), permitindo operar sob qu quer condição de iluminação.

-Função Autopower-off(desligamento automá)-

A calculadora desliga autom aticamente, caso nenhum a tecla seja utilizada por aproximadamente 5 minutos.

-Troca de bateria-

Se for necessário trocar a bateria de reserva, remova a bateria usada, abrindo a tampa inferior e coloque uma bateria nova, observando a polaridade indicada.

*** CHAVE EXPLICAÇÃO**

Português

[$\frac{ON}{AC}$] : Tecla para Ligar / Limpar Tudo.

[CE/C] : Tecla para Limpar Entrada/ Limpar.

[00→0] : Tecla de mudança de dígito.

[M+] : Tecla de mais da memória.

[M-] : Tecla de menos da memória.

[+/-] : Tecla para mudar Sinal ±

[MR] : Tecla para Chamada de Memória

[MC] : Tecla para Limpar a Memória

[MU] : Tecla para Marca Preço para cima/baixo

[MII+] [MII-] [MII $\frac{R}{C}$] : A Segunda Tecla de Memória



Comutador para seleção de casa decimal

- F -

Modalidade de decimal flutuante

- 0 - 2 - 3 -

Modalidade de decimal fixo

- A -

Modalidade ADICIONAR entra automaticamente a decimal monetária em cálculos de adição e subtração.



Truncamento / Arredondamento para baixo

Os Sinais do Visor Significam o Seguinte:

MI : A primeira memória carregada.

MII : A segunda memória carregada

- : Menos (ou negativo)

E : Erro por transbordamento.

*** EXEMPLOS DE OPERAÇÃO**

Português

1. Exemplo de calculos

Antes de executar cada cálculo, pressione a tecla [$\frac{ON}{AC}$].

Exemplo	Operação com a tecla	Visualização
$2 \times 3 = 6$	2 [x] 2 [CE/C] 3 [=]	6.
$7 \times 9 = 63$	7 [+/-] [x] 9 [=]	63.
$300 \times 27\% = 81$	300 [x] 27 [%]	81.
$\frac{11.2}{56} \times 100\% = 20\%$	11.2 [+/-] 56 [%]	20.
$300 + (300 \times 40\%) = 420$	300 [+] 40 [%]	420.
$300 - (300 \times 40\%) = 180$	300 [-] 40 [%]	180.
$1400 \times 12\% = 168$	1400 [x] 12 [%]	168.
$6 + 4 + 7.5 = 17.5$	6 [+] 4 [+] 7.5 [=]	17.5
$5 \times 3 \div 0.2 = 75$	[$\frac{ON}{AC}$] 5 [x] 3 [+/-] 0.2 [=]	75.
$8 \div 4 \times 3.7 + 9 = 16.4$	8 [+/-] 4 [x] 3.7 [+] 9 [=]	16.4
$5^4 = 625$	5 [x] [=] [=] [=]	625.
$1 / 2 = 0.5$	2 [+/-] [=]	0.5
$\frac{1}{(2 \times 3 + 10)} = 0.0625$	2 [x] 3 [+] 10 [+/-] [=]	0.0625
$\sqrt{144} = 12$	144 [$\sqrt{\quad}$]	12.
$\$14.90 + \$0.35 - \$1.45 +$	1490 [+] 35 [-] 145	145
$\$12.05 = \25.85	[+] 1205 [=]	25.85

2. Memoria

$(12 \times 4) - (20 \div 2) =$	[$\frac{ON}{AC}$]	0.
38	12 [x] 4 [M+] 20 [+/-] 2 [M-]	MI 10.
	[MR]	MI 38.
	[MC] [CE/C]	0.
$15 \times 2 = 30$	15 [x] 2 [M+] 20 [x] 3 [M+]	MI 60.
$20 \times 3 = 60$	25 [x] 4 [M+]	MI 100.
$25 \times 4 = 100$	[MR]	MI 190.
(total A = 190)	10 [+/-] 5 [MII+] 4 [x] 2 [MII+]	MI 8.
$10 \div 5 = 2$	[MII $\frac{R}{C}$]	MI 10.
$4 \times 2 = 8$	[MR] [+]	MI 190.
(total B = 10)	[MII $\frac{R}{C}$]	MI 10.
$A \div B = 19$	[=]	MI 19.
	[$\frac{ON}{AC}$]	0.

3. Constante

$2 + 3 = 5$	2 [+] 3 [=]	5.
$4 + 3 = 7$	4 [=]	7.
$3 \times 4 = 12$	3 [x] 4 [=]	12.
$3 \times 6 = 18$	6 [=]	18.

4. Erro por excesso

$123456789012 \times 10000$	1234567890123	E	123'456'789'012
$= 1'234.56789012 \times 10^{12}$	[00→0]		123'456'789'012
	[x] 10000 [=]	E	1'234.56789012
	[$\frac{ON}{AC}$]		0.

5. CÁLCULO PARA MARCAÇÃO DE PREÇO PARA CIMA & PARA BAIXO

$200 + (P \times 20\%) = P$	2000 [+/-] 20 [MU]	2'500.00
$P = \frac{2000}{1 - 20\%} = 2'500.00$	[MU]	500.00
$2500 - 2000 = 500.00$		
$200 - (P \times 20\%) = P$	2000 [+/-] 20 [+/-] [MU]	1'666.66
$P = \frac{2000}{1 + 20\%} = 1'666.66$		
$\frac{18000 - 15000}{15000} \times 100\%$	18000 [-] 15000 [MU]	20.00
$= 20.00\%$		

CITIZEN model SDC-368 wird durch 2 voneinander unabhängigen Energiequellen versorgt (Entweder durch eine sehr starke solar-zelle oder durch eine batterie). Der rechner arbeitet selbst unter schlechtesten lichtbedingungen.

-Automatische Ausschaltung-

Der rechner schaltet sich automatisch ab, wenn diesen 5 minuten nicht mehr benutzen.

-Batterlewechsel-

Sollte die batterie gewechselt werden, entfernen Sie bitte die Schrauben vom unterteil und tauschen die alte gegen eine neue batterie aus. Beachten Sie, daß die batterie richtig, entsprechend der polarität, eingelegt wird.

* ERKLÄRUNGEN VON SCHLUSSEL

Deutsch

[$\frac{ON}{AC}$] : An / Alles Löschen Taste. [CE/C] : Eingabe löschen / Clear Taste.

[00→0] : Rechts schub taste. [M+] : Speicher Plus taste.

[M-] : Speicher Minus taste. [+/-] : ±Vorzeicheneingabetaste

[MR] : Memory Wiederaufruf [MC] : Memory Löschen Taste

[MU] : Preisangabe-oben/unten Taste

[MII+] [MII-] [MII $\frac{R}{C}$] : Zweite Memory Taste



Schalter für Dezimalauswahlplatz

- F -

Freiwertiger Dezimalmodus

- 0 - 2 - 3 -

Festgegebener Dezimalmodus

- A -

ADD-modus gibt automatisch den Gelddezimalzähler an in Additions und Subtraktionsrechnungen.



Aufrunden, Abrundenschalter

Die Zeichen in der Anzeige haben die folgende Bedeutung:

MI : Erste Memory geladen. - : Minus (oder negative)

MII : Zweite Memory geladen. E : Überflussfehler.

* DAS BEISPIEL FÜR OPERATIONEN

Deutsch

1. Berechnungsbeispiele

Vor jeder Berechnung bitte die [$\frac{ON}{AC}$] Taste drücken.

Beispiel	Tastenkombination	Anzeige
$2 \times 3 = 6$	2 [x] 2 [CE/C] 3 [=]	6.
$7 \times 9 = 63$	7 [+] [x] 9 [=]	63.
$300 \times 27\% = 81$	300 [x] 27 [%]	81.
$\frac{11.2}{56} \times 100\% = 20\%$	11.2 [+] 56 [%]	20.
$300 + (300 \times 40\%) = 420$	300 [+] 40 [%]	420.
$300 - (300 \times 40\%) = 180$	300 [-] 40 [%]	180.
$1400 \times 12\% = 168$	1400 [x] 12 [%]	168.
$6 + 4 + 7.5 = 17.5$	6 [+] 4 [+] 7.5 [=]	17.5
$5 \times 3 \div 0.2 = 75$	[$\frac{ON}{AC}$] 5 [x] 3 [÷] 0.2 [=]	75.
$8 \div 4 \times 3.7 + 9 = 16.4$	8 [÷] 4 [x] 3.7 [+] 9 [=]	16.4
$5^4 = 625$	5 [x] [=] [=] [=]	625.
$1 / 2 = 0.5$	2 [÷] [=]	0.5
$\frac{1}{(2 \times 3 + 10)} = 0.0625$	2 [x] 3 [+] 10 [÷] [=]	0.0625
$\sqrt{144} = 12$	144 [√]	12.
$\$14.90 + \$0.35 - \$1.45 +$ $\$12.05 = \25.85	1490 [+] 35 [-] 145 [+] 1205 [=]	145 25.85

2. Speicher

$(12 \times 4) - (20 \div 2) =$ 38	[$\frac{ON}{AC}$] 12 [x] 4 [M+] 20 [÷] 2 [M-] [MR]	MI 10. MI 38.
15 x 2 = 30	[MC] [CE/C] 15 [x] 2 [M+] 20 [x] 3 [M+]	MI 0. MI 60.
20 x 3 = 60	25 [x] 4 [M+]	MI 100.
25 x 4 = 100	[MR]	MI 190.
(total A = 190)	10 [÷] 5 [MII+] 4 [x] 2 [MII+]	MI 8. MII 8.
10 ÷ 5 = 2	[MII $\frac{R}{C}$]	MI 10.
4 x 2 = 8	[MR] [÷]	MI 190.
(total B = 10)	[MII $\frac{R}{C}$]	MI 10.
A ÷ B = 19	[=]	MI 19.
	[$\frac{ON}{AC}$]	MI 0.

3. Konstant

$2 + 3 = 5$	2 [+] 3 [=]	5.
$4 + 3 = 7$	4 [=]	7.
$\frac{3}{x} 4 = 12$	3 [x] 4 [=]	12.
$\frac{3}{x} 6 = 18$	6 [=]	18.

4. Korrektur und überlauf-fehler

123456789012 x 10000	1234567890123 E	123'456'789'012
= 1'234.56789012 x 10 ¹²	[00→0]	123'456'789'012
	[x] 10000 [=]	E 1'234.56789012
	[$\frac{ON}{AC}$]	0.

5. PREISMARKIERUNGS AUF & ABRUNDUNGSRECHNUNG

$200 + (P \times 20\%) = P$	2000 [÷] 20 [MU]	2'500.00
$P = \frac{2000}{1 - 20\%} = 2'500.00$	[MU]	500.00
2500 - 2000 = 500.00		
$200 - (P \times 20\%) = P$	2000 [÷] 20 [+/-] [MU]	1'666.66
$P = \frac{2000}{1 + 20\%} = 1'666.66$		
$\frac{18000 - 15000}{15000} \times 100\%$	18000 [-] 15000 [MU]	20.00
= 20.00%		

*** СНАБЖЕНИЕ ЭИЕРИИ**

Русский

CITIZEN модель SDC-368 имеет двойное питание (солнечные элементы+батарея) и способен работать при любом освещении.

-Автоматическое отключение питания-

Этот калькулятор имеет функцию автоматического отключения питания,благодаря чему злектропитание отключается если в течение восьми минут информация не вводилась.

-Замена элементов питания-

Благодаря двойному питанию, батареи вставляемые с обратной стороны устройства, работают длительное время. Если изображение на дисплее становится неясным, необходимо заменить батареи.Снимите крышку с нижнего отсека. Извлеките старые батареи и вставьте новые батареи соблюдая полярность.

*** КЛАВИША**

Русский

$\frac{ON}{AC}$: Включение питания /Сброс всех значений .

[CE/C] : Сброс числа / Сброс.

[00→0] : Правая регистровая клавиша.

[+/-] : ±Перемена знака

[MC] : Сброс памяти

[M+] : Клавиша памяти плюс.

[M-] : Клавиша памяти минус.

[MR] : Вызов числа из памяти

[MU] : Рост/падение цены

[MII+] [MII-] [MII $\frac{R}{C}$] : Вторая память

A 0 2 3 F



Переключатель места десятичного знака

- F -

Режим плавающей запятой

- 0 - 2 - 3 -

Режим фиксированной запятой

- A -

Режим ADD-автоматический ввод двух десятичных знаков при сложении и вычитании денежных сумм

5/4 ↕



Округление / Округление вниз

Значение индикаторов экрана:

MI : Загружена 1-я память.

MII : Загружена 2-я память.

- : Минус (или отрицательное число)

E : Ошибка переполнения.

*** ПРИМЕЧАНИЕ**

Русский

1.Примеры расчётов

Прежде чем начать вычисления, нажмите клавиш $\frac{ON}{AC}$.

Пример	Клавиши	Экран
2 x 3 = 6	2 [x] 3 [=]	6.
7 x 9 = 63	7 [+][x] 9 [=]	63.
300 x 27% = 81	300 [x] 27 [%]	81.
$\frac{11.2}{56} \times 100\% = 20\%$	11.2 [+][56] [%]	20.
300+(300 x 40%)=420	300 [+][40] [%]	420.
300-(300 x 40%)=180	300 [-][40] [%]	180.
1400 x 12% = 168	1400 [x] 12 [%]	168.
6 + 4 + 7.5 = 17.5	6 [+][4][+][7.5] [=]	17.5
5 x 3 ÷ 0.2 = 75	$\frac{ON}{AC}$ 5 [x] 3 [÷] 0.2 [=]	75.
8 ÷ 4 x 3.7 + 9 = 16.4	8 [÷] 4 [x] 3.7 [+][9] [=]	16.4
5 ⁴ = 625	5 [x] [=][=][=]	625.
1 / 2 = 0.5	2 [+][=]	0.5
$\frac{1}{(2 \times 3 + 10)} = 0.0625$	2 [x] 3 [+][10] [÷] [=]	0.0625
$\sqrt{144} = 12$	144 [√]	12.
\$14.90+\$0.35-\$1.45+	1490 [+][35] [-] 145	145
\$12.05=\$25.85	[+] 1205 [=]	25.85

2. Операции с памятью

(12 x 4) - (20 ÷ 2) = 38	$\frac{ON}{AC}$ 12 [x] 4 [M+] 20 [÷] 2 [M-] [MR]	MI 10. MI 38.
15 x 2 = 30	[MC] [CE/C]	0.
20 x 3 = 60	15 [x] 2 [M+] 20 [x] 3 [M+]	MI 60.
25 x 4 = 100	25 [x] 4 [M+] [MR]	MI 100. MI 190.
(total A = 190)	10 [÷] 5 [MII+] 4 [x] 2 [MII+]	MI 8.
10 ÷ 5 = 2	[MII $\frac{R}{C}$]	MI 10.
4 x 2 = 8	[MR] [÷]	MI 190.
(total B = 10)	[MII $\frac{R}{C}$]	MI 10.
A ÷ B = 19	[MII $\frac{R}{C}$]	MI 10.
	[=]	MI 19.
	$\frac{ON}{AC}$	0.

3. Вычисления с константой

2 + 3 = 5	2 [+][3] [=]	5.
4 + 3 = 7	4 [=]	7.
3 x 4 = 12	3 [x] 4 [=]	12.
3 x 6 = 18	6 [=]	18.

4. Исправление ошибок и сброс ошибки при извтытке числовых знаков

123456789012 x 10000	1234567890123	E 123'456'789'012
= 1'234.56789012 x 10 ¹²	[00→0]	123'456'789'012
	[x] 10000 [=]	E 1'234.56789012
	$\frac{ON}{AC}$	0.

5. РАСЧЕТ РОСТА И ПАДЕНИЯ ЦЕН

200+(P x 20%)=P	2000 [+][20] [MU]	2'500.00
$P = \frac{2000}{1-20\%} = 2'500.00$	[MU]	500.00
2500-2000 = 500.00		
200-(P x 20%)=P	2000 [÷] 20 [+/-] [MU]	1'666.66
$P = \frac{2000}{1+20\%} = 1'666.66$		
$\frac{18000-15000}{15000} \times 100\% = 20.00\%$	18000 [-] 15000 [MU]	20.00

*** ZASILANIE****Polish**

Kalkulator CITIZEN, model SDC-368 jest zasilany podwójnie (ogniwo fotoopłyczeń+bateria podtrzymujące) Kalkulator pracuje w każdych warunkach oświetlenia.

-Funkcja automatycznego wyłączenia-

Kalkulator wyłącza się automatycznie w przypadku jeśli żaden z przycisków nie zostanie naciśnięty w ciągu 5 minut.

-Wymiana baterii-

Jeśli konieczna jest wymiana baterii należy otworzyć dolną uwięź na odpowiednią polaryzację.pokrywą, usunąć stare baterie i włożyć nowe zwracając.

*** OPIS KLAWISZY****Polish**

$\left[\frac{ON}{AC} \right]$: Zasilanie /Kasowanie zawartości pamięci .

[CE/C] : Kasowanie liczby / Kasowanie.

[00→0] : Klawisz powrotu.

[+/-] : ±Zmiana znaku

[M+] : Przycisk dodawania do pamięci.

[M-] : Przycisk odejmowania od pamięci.

[MR] : Przywoływanie z pamięci

[MC] : Kasowanie zawartości pamięci

[MU] : Przyrost/obniżka cen

[MII+] [MII-] [MII^R C] : Druga pamięć



Przełącznik liczby miejsc po przecinku

- F -

Tryb zmiennej liczby miejsc po przecinku

- 0 - 2 - 3 -

Tryb stałej liczby miejsc po przecinku

- A -

Tryb ADD-Automatycznie wstawianie dwóch znaków po przecinku dziesiętnym pod czas dodawania lub odejmowania sum pieniężnych



Zaokrąglenie w górę / Przełącznik trybu zaokrąglenia

Znaczenie wskaźników wyświetlacza:

MI : Załadowana pierwsza pamięć - : Minus (lub liczba ujemna)

MII : Załadowana druga pamięć. E : Błąd przepelnienia.

*** PRZYKŁADY DZIAŁAŃ****Polish****1.Przykładowe obliczeń**

Zanim rozpoczniesz obliczenia, naciśnij klawisz $\left[\frac{ON}{AC} \right]$

Przykład	Klawisze	Ekran
$2 \times 3 = 6$	2 [x] 2 [CE/C] 3 [=]	6.
$7 \times 9 = 63$	7 [+/-] [x] 9 [=]	63.
$300 \times 27\% = 81$	300 [x] 27 [%]	81.
$\frac{11.2}{56} \times 100\% = 20\%$	11.2 [+/-] 56 [%]	20.
$300 + (300 \times 40\%) = 420$	300 [+] 40 [%]	420.
$300 - (300 \times 40\%) = 180$	300 [-] 40 [%]	180.
$1400 \times 12\% = 168$	1400 [x] 12 [%]	168.
$6 + 4 + 7.5 = 17.5$	6 [+] 4 [+] 7.5 [=]	17.5
$5 \times 3 \div 0.2 = 75$	$\left[\frac{ON}{AC} \right]$ 5 [x] 3 [+/-] 0.2 [=]	75.
$8 \div 4 \times 3.7 + 9 = 16.4$	8 [+/-] 4 [x] 3.7 [+] 9 [=]	16.4
$5^4 = 625$	5 [x] [=] [=] [=]	625.
$1 / 2 = 0.5$	2 [+/-] [=]	0.5
$\frac{1}{(2 \times 3 + 10)} = 0.0625$	2 [x] 3 [+] 10 [+/-] [=]	0.0625
$\sqrt{144} = 12$	144 [$\sqrt{\quad}$]	12.
$\$14.90 + \$0.35 - \$1.45 +$	1490 [+] 35 [-] 145	145
$\$12.05 = \25.85	[+] 1205 [=]	25.85

2. Obliczenia z wykorzystaniem pamięci

$(12 \times 4) - (20 \div 2) =$	$\left[\frac{ON}{AC} \right]$	0.
38	12 [x] 4 [M+] 20 [+/-] 2 [M-]	MI 10.
	[MR]	MI 38.
	[MC] [CE/C]	0.
$15 \times 2 = 30$	15 [x] 2 [M+] 20 [x] 3 [M+]	MI 60.
$20 \times 3 = 60$	25 [x] 4 [M+]	MI 100.
$25 \times 4 = 100$	[MR]	MI 190.
(total A = 190)	10 [+/-] 5 [MII+] 4 [x] 2 [MII+]	MI 8.
$10 \div 5 = 2$	[MII ^R C]	MI 10.
$4 \times 2 = 8$	[MR] [+/-]	MI 190.
(total B = 10)	[MII ^R C]	MI 10.
$A \div B = 19$	[=]	MI 19.
	$\left[\frac{ON}{AC} \right]$	0.

3. Stała

$2 + 3 = 5$	2 [+] 3 [=]	5.
$4 + 3 = 7$	4 [=]	7.
$3 \times 4 = 12$	3 [x] 4 [=]	12.
$3 \times 6 = 18$	6 [=]	18.

4. Przepelnienie pamięci

123456789012 x 10000	1234567890123	E 123'456'789'012
$= 1'234.56789012 \times 10^{12}$	[00→0]	123'456'789'012
	[x] 10000 [=]	E 1'234.56789012
	$\left[\frac{ON}{AC} \right]$	0.

5. PRZYROST I OBNIŻKA CEN

$200 + (P \times 20\%) = P$	2000 [+/-] 20 [MU]	2'500.00
$P = \frac{2000}{1 - 20\%} = 2'500.00$	[MU]	500.00
$2500 - 2000 = 500.00$		
$200 - (P \times 20\%) = P$	2000 [+/-] 20 [+/-] [MU]	1'666.66
$P = \frac{2000}{1 + 20\%} = 1'666.66$		
$\frac{18000 - 15000}{15000} \times 100\%$	18000 [-] 15000 [MU]	20.00
$= 20.00\%$		

CITIZEN SDC-368 是双重电池计算机(太阳能与电池供电),可以在任何光线下操作。

-自动关闭电源-

如果在五分钟左右不进行任何操作计算机的电源将会自动关闭。

-电池更换-

如果需要更换电池,打开下盖取出旧电池,将新电池放在电池槽中。

$\left[\frac{\text{ON}}{\text{AC}} \right]$: 关机/全部清除

$[00 \rightarrow 0]$: 末位删除键

$[M+]$: 加法记忆键

$[+/-]$: 正负号改变键

$[MC]$: 清除记忆内容键

$[CE/C]$: 清除输入/清除计算

$[MU]$: 标价/降价

$[M-]$: 减法记忆键

$[MR]$: 显示记忆内容键

$[MII+]$ $[MII-]$ $[MII \frac{R}{C}]$: 第二组记忆键

$\frac{A}{0} \frac{2}{1} \frac{3}{2} \frac{F}{1}$ 小数位设定开关

- F - 浮点小数模式

- 0 - 2 - 3 - 固定小数位模式

- A - 加位模式 自动在加法与减法计算中加入货币小数点

$\frac{5}{4} \frac{1}{2}$ 四舍五入/无条件舍去 开关

显示幕各标誌之意义:

MI: 第 1 组记忆

-: 负号

MII: 第 1 组记忆

E: 溢位 / 错误

1. 一般计算操作

在执行计算前,先按 $\left[\frac{\text{ON}}{\text{AC}} \right]$ 键。

范例	按键操作	显示
$2 \times 3 = 6$	2 [x] 2 [CE/C] 3 [=]	6.
$7 \times 9 = 63$	7 [+/-] [x] 9 [=]	63.
$300 \times 27\% = 81$	300 [x] 27 [%]	81.
$\frac{11.2}{56} \times 100\% = 20\%$	11.2 [+/-] 56 [%]	20.
$300 + (300 \times 40\%) = 420$	300 [+] 40 [%]	420.
$300 - (300 \times 40\%) = 180$	300 [-] 40 [%]	180.
$1400 \times 12\% = 168$	1400 [x] 12 [%]	168.
$6 + 4 + 7.5 = 17.5$	6 [+] 4 [+] 7.5 [=]	17.5
$5 \times 3 \div 0.2 = 75$	$\left[\frac{\text{ON}}{\text{AC}} \right]$ 5 [x] 3 [+/-] 0.2 [=]	75.
$8 \div 4 \times 3.7 + 9 = 16.4$	8 [+/-] 4 [x] 3.7 [+] 9 [=]	16.4
$5^4 = 625$	5 [x] [=] [=] [=]	625.
$1 \div 2 = 0.5$	2 [+/-] [=]	0.5
$\frac{1}{(2 \times 3 + 10)} = 0.0625$	2 [x] 3 [+] 10 [+/-] [=]	0.0625
$\sqrt{144} = 12$	144 [$\sqrt{\quad}$]	12.
$\$14.90 + \$0.35 - \$1.45 +$	1490 [+] 35 [-] 145	145
$\$12.05 = \25.85	[+] 1205 [=]	25.85

2. 记忆计算的操作

$(12 \times 4) - (20 \div 2) =$	$\left[\frac{\text{ON}}{\text{AC}} \right]$	0.
38	12 [x] 4 [M+] 20 [+/-] 2 [M-]	MI 10.
	[MR]	MI 38.
	[MC] [CE/C]	0.
$15 \times 2 = 30$	15 [x] 2 [M+] 20 [x] 3 [M+]	MI 60.
$20 \times 3 = 60$	25 [x] 4 [M+]	MI 100.
$25 \times 4 = 100$	[MR]	MI 190.
(total A = 190)	10 [+/-] 5 [MII+] 4 [x] 2 [MII+]	MI 8.
$10 \div 5 = 2$	[MII $\frac{R}{C}$]	MI 10.
$4 \times 2 = 8$	[MR] [+/-]	MI 190.
(total B = 10)	[MII $\frac{R}{C}$]	MI 10.
$A \div B = 19$	[=]	MI 19.
	$\left[\frac{\text{ON}}{\text{AC}} \right]$	0.

3. 常数计算

$2 + 3 = 5$	2 [+] 3 [=]	5.
$4 + 3 = 7$	4 [=]	7.
$3 \times 4 = 12$	3 [x] 4 [=]	12.
$3 \times 6 = 18$	6 [=]	18.

4. 超出运算容量的消除

$123456789012 \times 10000$	1234567890123	E	123'456'789'012
$= 1'234.56789012 \times 10^{12}$	$[00 \rightarrow 0]$		123'456'789'012
	[x] 10000 [=]	E	1'234.56789012
	$\left[\frac{\text{ON}}{\text{AC}} \right]$		0.

5. 标价&降价计算

$200 + (P \times 20\%) = P$	2000 [+/-] 20 [MU]	2'500.00
$P = \frac{2000}{1 - 20\%} = 2'500.00$	[MU]	500.00
$2500 - 2000 = 500.00$		
$200 - (P \times 20\%) = P$	2000 [+] 20 [+/-] [MU]	1'666.66
$P = \frac{2000}{1 + 20\%} = 1'666.66$		
$\frac{18000 - 15000}{15000} \times 100\%$	18000 [-] 15000 [MU]	20.00
$= 20.00\%$		

Il calcolatore CITIZEN model SDC-368 ha due risorse di potenza : energia solare e batteria di riserva e può funzionare sotto qualsiasi luce.

-Spegnimento automatico-

La calcolatrice si spegne automaticamente se non immettere nessun dato in circa 5 minuti.

-Battery change-

Nel caso che sia necessario sostituire la batteria,rimuovere il coperchio inferiore, togliere la batteria vecchia e inserire una nuova nel compartimento batteria.

[$\frac{ON}{AC}$] : Acceso / Tasto cancella tutto.

[CE/C] : Cancella immissione / Tasto cancella.

[00→0] : Correzione.

[M+] : Memoria addizione.

[M-] : Memoria sottrazione.

[+/-] : ±Tasto cambio segno.

[MR] : Tasto richiama memoria

[MC] : Tasto cancella memoria

[MU] : Tasto rialzo/ribasso di prezzo.

[MII+] [MII-] [MII^R] : Il Tasto di seconda memoria.



Scambio selezione della posizione del decimale

- F -

Modalità decimale mobile

- 0 - 2 - 3 -

Modalità decimale fissa

- A -

La modalità AGGIUNGI introduce automaticamente il decimale monetario nei calcoli di addizione e sottrazione

5/4 ↓



Scambio arrotondamento / arrotondamento per eccesso

I simboli dello Schermo di visualizzazione significano:

MI : La prima memoria caricata.

MII : La seconda memoria caricata.

- : Meno (o negativo).

E : Errore di traboccamento aritmetico

1. Operazione del calcolo normale

Prima di effettuare ciascun calcolo, premere il tasto [$\frac{ON}{AC}$].

Esempio	Operazione con il tasto	Visualizzazione
$2 \times 3 = 6$	2 [x] 2 [CE/C] 3 [=]	6.
$7 \times 9 = 63$	7 [+/-] [x] 9 [=]	63.
$300 \times 27\% = 81$	300 [x] 27 [%]	81.
$\frac{11.2}{56} \times 100\% = 20\%$	11.2 [+/-] 56 [%]	20.
$300 + (300 \times 40\%) = 420$	300 [+] 40 [%]	420.
$300 - (300 \times 40\%) = 180$	300 [-] 40 [%]	180.
$1400 \times 12\% = 168$	1400 [x] 12 [%]	168.
$6 + 4 + 7.5 = 17.5$	6 [+] 4 [+] 7.5 [=]	17.5
$5 \times 3 \div 0.2 = 75$	[$\frac{ON}{AC}$] 5 [x] 3 [+/-] 0.2 [=]	75.
$8 \div 4 \times 3.7 + 9 = 16.4$	8 [+/-] 4 [x] 3.7 [+] 9 [=]	16.4
$5^4 = 625$	5 [x] [=] [=] [=]	625.
$1 / 2 = 0.5$	2 [+/-] [=]	0.5
$\frac{1}{(2 \times 3 + 10)} = 0.0625$	2 [x] 3 [+] 10 [+/-] [=]	0.0625
$\sqrt{144} = 12$	144 [√]	12.
$\$14.90 + \$0.35 - \$1.45 +$	1490 [+] 35 [-] 145	145
$\$12.05 = \25.85	[+] 1205 [=]	25.85

2. Operazione del calcolo memoria

$(12 \times 4) - (20 \div 2) =$	[$\frac{ON}{AC}$]	0.
38	12 [x] 4 [M+] 20 [+/-] 2 [M-]	MI 10.
	[MR]	MI 38.
	[MC] [CE/C]	0.
$15 \times 2 = 30$	15 [x] 2 [M+] 20 [x] 3 [M+]	MI 60.
$20 \times 3 = 60$	25 [x] 4 [M+]	MI 100.
$25 \times 4 = 100$	[MR]	MI 190.
(total A = 190)	10 [+/-] 5 [MII+] 4 [x] 2 [MII+]	MI 8.
$10 \div 5 = 2$	[MII ^R]	MI 10.
$4 \times 2 = 8$	[MR] [+/-]	MI 190.
(total B = 10)	[MII ^R]	MI 10.
$A \div B = 19$	[=]	MI 19.
	[$\frac{ON}{AC}$]	0.

3. Operazione del calcolo costante

$2 + 3 = 5$	2 [+] 3 [=]	5.
$4 + 3 = 7$	4 [=]	7.
$3 \times 4 = 12$	3 [x] 4 [=]	12.
$3 \times 6 = 18$	6 [=]	18.

4. Cancellazione della capacità di operazione superata

123456789012 x 10000	1234567890123	E 123'456'789'012
$= 1'234.56789012 \times 10^{12}$	[00→0]	123'456'789'012
	[x] 10000 [=]	E 1'234.56789012
	[$\frac{ON}{AC}$]	0.

5. CALCOLO RIALZO/RIBASSO DI PREZZO

$200 + (P \times 20\%) = P$	2000 [+/-] 20 [MU]	2'500.00
$P = \frac{2000}{1 - 20\%} = 2'500.00$	[MU]	500.00
$2500 - 2000 = 500.00$		
$200 - (P \times 20\%) = P$	2000 [+/-] 20 [+/-] [MU]	1'666.66
$P = \frac{2000}{1 + 20\%} = 1'666.66$		
$\frac{18000 - 15000}{15000} \times 100\%$	18000 [-] 15000 [MU]	20.00
$= 20.00\%$		

*** Strømforsyningen**

Danish

CITIZEN SDC-368 regnemaskine er forsynet af to typer batterier : Solceller og reservebatteriet, hvilken gør det muligt at bruge regnemaskinen med ethvert baggrundsllys.

-Stop strømforsyningen automatisk-

Lommeregneren slukker automatisk for strømmen, hvis der ikke har været trykket på en tast i ca. 5 minutter.

-Skift batteriet-

Når batteriet skal skiftes, åbner man låget nedenunder, tager batteriet ud, og sætter det nye batteri på plads.

*** Knappers indeks**

Danish

[$\frac{ON}{AC}$] : Tænd / slet alt.

[CE/C] : Slet indtastning / slet.

[00→0] : Rettelse knap.

[M+] : Addition hukommelse knap.

[M-] : Subtraktion hukommelse knap.

[MR] : Hent hukommelsen

[MC] : Slet hukommelsen

[MU] : Prismærke op/ned

[+/-] : ±Skift fortegn

[MII+] [MII-] [MII $\frac{R}{C}$] : Den anden hukommelsestast



Knap til valg af decimalplads

- F -

Flydende decimaltaltilstand

- 0 - 2 - 3 -

Fast decimaltaltilstand

- A -

ADD-mode indtaster automatisk valutadecimalen i additions- og subtraktionsberegninger

5/4 ↕



rund af / rund ned

Tegnene på displayet har følgende betydning:

MI : Den første indlæste hukommelse. - : Minus (eller negativ)

MII : Den anden indlæste hukommelse. E : Overløbsfejl.

*** Betjening eksempler**

Danish

1. Almindelig regningsoperation

Inden du udfører en beregning, skal du trykke på tasten [$\frac{ON}{AC}$].

Eksempel	Tastebetjening	Vis
2 x 3 = 6	2 [x] 2 [CE/C] 3 [=]	6.
7 x 9 = 63	7 [+/-] [x] 9 [=]	63.
300 x 27% = 81	300 [x] 27 [%]	81.
$\frac{11.2}{56} \times 100\% = 20\%$	11.2 [+/-] 56 [%]	20.
300+(300 x 40%)=420	300 [+] 40 [%]	420.
300-(300 x 40%)=180	300 [-] 40 [%]	180.
1400 x 12% = 168	1400 [x] 12 [%]	168.
6 + 4 + 7.5 = 17.5	6 [+] 4 [+] 7.5 [=]	17.5
5 x 3 ÷ 0.2 = 75	[$\frac{ON}{AC}$] 5 [x] 3 [+/-] 0.2 [=]	75.
8 ÷ 4 x 3.7 + 9 = 16.4	8 [+/-] 4 [x] 3.7 [+] 9 [=]	16.4
5 ⁴ = 625	5 [x] [=] [=] [=]	625.
1 / 2 = 0.5	2 [+/-] [=]	0.5
$\frac{1}{(2 \times 3 + 10)} = 0.0625$	2 [x] 3 [+] 10 [+/-] [=]	0.0625
$\sqrt{144} = 12$	144 [√]	12.
\$14.90+\$0.35-\$1.45+	1490 [+] 35 [-] 145	145
\$12.05=\$25.85	[+] 1205 [=]	25.85

2. Hukommelse regningsoperation

(12 x 4) - (20 ÷ 2) =	[$\frac{ON}{AC}$]	0.
38	12 [x] 4 [M+] 20 [+/-] 2 [M-]	MI 10.
	[MR]	MI 38.
	[MC] [CE/C]	0.
15 x 2 = 30	15 [x] 2 [M+] 20 [x] 3 [M+]	MI 60.
20 x 3 = 60	25 [x] 4 [M+]	MI 100.
25 x 4 = 100	[MR]	MI 190.
(total A = 190)	10 [+/-] 5 [MII+] 4 [x] 2 [MII+]	MI 8.
10 ÷ 5 = 2	[MII $\frac{R}{C}$]	MI 10.
4 x 2 = 8	[MR] [+]	MI 190.
(total B = 10)	[MII $\frac{R}{C}$]	MI 10.
A ÷ B = 19	[=]	MI 19.
	[$\frac{ON}{AC}$]	0.

3. Regningssystem for konstanter

2 + 3 = 5	2 [+] 3 [=]	5.
4 + 3 = 7	4 [=]	7.
3 x 4 = 12	3 [x] 4 [=]	12.
3 x 6 = 18	6 [=]	18.

4. Slet delen over regningskapaciteten

123456789012 x 10000	1234567890123	E 123'456'789'012
= 1'234.56789012 x 10 ¹²	[00→0]	123'456'789'012
	[x] 10000 [=]	E 1'234.56789012
	[$\frac{ON}{AC}$]	0.

5. BEREGNING MED PRISMÆRKE OP & NED

200+(P x 20%)=P	2000 [+/-] 20 [MU]	2'500.00
P = $\frac{2000}{1-20\%}$ = 2'500.00	[MU]	500.00
2500-2000 = 500.00		
200-(P x 20%)=P	2000 [+/-] 20 [+/-] [MU]	1'666.66
P = $\frac{2000}{1+20\%}$ = 1'666.66		
$\frac{18000-15000}{15000} \times 100\%$	18000 [-] 15000 [MU]	20.00
= 20.00%		

*** Stroomvoorziening**

Nederlands

De CITIZEN SDC-368 calculator krijgt van twee soorten batterijen haar energie : zonne-energie en reserve energie. Zij kan onder alle soorten licht werken.

-Automatische verbreking van de stroomvoorziening-

Als de calculator gedurende 5 minuten niet gebruikt wordt, wordt de Stroomvoorziening automatisch verbroken.

-Het verwisselen van de batterijen-

Wanneer u de batterijvakje wilt verwisselen, moet u eerst het deksel van het batterijvakje openen en de oude batterijen verwijderen, en daarna de nieuwe batterijen in het vakje plaatsen.

*** Lijst van druktoetsen**

Nederlands

[$\frac{ON}{AC}$] : Inschakelen / Alles wissen. [CE/C] : Invoer wissen / Wissen

[00→0] : Veranderen.

[M+] : Geheugen optellen.

[M-] : Geheugen aftrekken.

[+/-] : ± Toets voor het veranderen van teken

[MR] : Toets voor het opvragen van geheugen

[MC] : Toets voor het wissen van geheugen

[MU] : Toets voor afgeprijsde en verhoogde prijs

[MII+] [MII-] [MII $\frac{R}{C}$] : Toets van het tweede geheugen



Schakelaar voor de selectie van de decimale plaatsen

- F -

Drijvende komma decimale modus

- 0 - 2 - 3 -

Vaste komma decimale modus

- A -

De optelmodus gaat automatisch over naar de monetaire decimale modus bij het optellen en aftrekken



Schakelaar voor het naar boven / naar beneden afronden

De tekens op het beeldscherm hebben de volgende betekenis:

MI : Het eerste geheugen is geladen. - : Min (of negatief)

MII : Het tweede geheugen is geladen. E : Overflow fout.

*** Voorbeelden van bediening bij gebruik**

Nederlands

1. Stappen van gewone calculaties

Alvorens met een berekening te beginnen, dient u op de [$\frac{ON}{AC}$] toets te drukken.

	Voorbeeld	Ingedrukte toetsen	Weergave op het scherm
	2 x 3 = 6	2 [x] 2 [CE/C] 3 [=]	6.
	7 x 9 = 63	7 [+] [x] 9 [=]	63.
	300 x 27% = 81	300 [x] 27 [%]	81.
	$\frac{11.2}{56} \times 100\% = 20\%$	11.2 [+] 56 [%]	20.
	300+(300 x 40%)=420	300 [+] 40 [%]	420.
	300-(300 x 40%)=180	300 [-] 40 [%]	180.
	1400 x 12% = 168	1400 [x] 12 [%]	168.
	6 + 4 + 7.5 = 17.5	6 [+] 4 [+] 7.5 [=]	17.5
	5 x 3 ÷ 0.2 = 75	[$\frac{ON}{AC}$] 5 [x] 3 [+] 0.2 [=]	75.
	8 ÷ 4 x 3.7 + 9 = 16.4	8 [+] 4 [x] 3.7 [+] 9 [=]	16.4
	5 ⁴ = 625	5 [x] [=] [=] [=]	625.
	1 / 2 = 0.5	2 [+] [=]	0.5
	$\frac{1}{(2 \times 3 + 10)} = 0.0625$	2 [x] 3 [+] 10 [+] [=]	0.0625
	$\sqrt{144} = 12$	144 [√]	12.
	\$14.90+\$0.35-\$1.45+	1490 [+] 35 [-] 145	145
	\$12.05=\$25.85	[+] 1205 [=]	25.85

2. Stappen bij calculaties met gebruik van geheugen

	(12 x 4) - (20 ÷ 2) =	[$\frac{ON}{AC}$]	0.
	38	12 [x] 4 [M+] 20 [+] 2 [M-]	MI 10.
		[MR]	MI 38.
		[MC] [CE/C]	0.
	15 x 2 = 30	15 [x] 2 [M+] 20 [x] 3 [M+]	MI 60.
	20 x 3 = 60	25 [x] 4 [M+]	MI 100.
	25 x 4 = 100	[MR]	MI 190.
	(total A = 190)	10 [+] 5 [MII+] 4 [x] 2 [MII+]	MI 8.
	10 ÷ 5 = 2	[MII $\frac{R}{C}$]	MI 10.
	4 x 2 = 8	[MR] [+]	MI 190.
	(total B = 10)	[MII $\frac{R}{C}$]	MI 10.
	A ÷ B = 19	[=]	MI 19.
		[$\frac{ON}{AC}$]	0.

3. Calculatiemethoden met een constante

	2 + 3 = 5	2 [+] 3 [=]	5.
	4 + 3 = 7	4 [=]	7.
	3 x 4 = 12	3 [x] 4 [=]	12.
	3 x 6 = 18	6 [=]	18.

4. Het schrappen van ingetoetste getilen die de calculatiecapaciteit overschrijden

123456789012 x 10000	1234567890123	E 123'456'789'012
= 1'234.56789012 x 10 ¹²	[00→0]	123'456'789'012
	[x] 10000 [=]	E 1'234.56789012
	[$\frac{ON}{AC}$]	0.

5. BEREKENING VAN DE AFGEPRIJDE OF VERHOOGDE PRIJS

	200+(P x 20%)=P	2000 [+] 20 [MU]	2'500.00
	$P = \frac{2000}{1-20\%} = 2'500.00$	[MU]	500.00
	2500-2000 = 500.00		
	200-(P x 20%)=P	2000 [+] 20 [+/-] [MU]	1'666.66
	$P = \frac{2000}{1+20\%} = 1'666.66$		
	$\frac{18000-15000}{15000} \times 100\%$	18000 [-] 15000 [MU]	20.00
	= 20.00%		

*** Sumber tenaga listerlk**

Bahasa Indonesia

Calculator CITIZEN model SDC-368 mendapat listerik dari dua macam baterai : tenaga matahari dan tenaga simpanan, sehingga calculator ini bisa bekerja dibawah segala macam sinar.

-Sumber tenaga bisa bekerja dan tutup secara otomatis-

Jikalau dalam kira2 5 menit calculator tidak bekerja maka sumber tenaga akan berhenti bekerja otomatis.

-Cara mengganti baterai-

Jikalau baterai perlu diganti, anda harus membuka dulu kotak baterai dan mengeluarkan baterai lama. Sesudah itu anda baru bisa memasukkan baterai yang baru didalam kotak itu.

*** Daftar fungsi tuts**

Bahasa Indonesia

[$\frac{ON}{AC}$] : Tombol Power On / Hapus Semua

[CE/C] : Tombol Power On / Hapus Semua

[00→0] : Koreksi. [M+] : Memory penambahan.

[M-] : Memory pengurangan. [+/-] : ±Tombol pengubah tanda

[MR] : Tombol Pemanggil Memori [MC] : Tombol Penghapus Memori

[MII+] [MII-] [MII $\frac{R}{C}$] : Tombol Memori Kedua



Switch pemilihan jumlah desimal

- F -

Mode desimal mengambang

- 0 - 2 - 3 -

Mode desimal tetap

- A -

Mode ADD secara otomatis akan memasukkan desimal keuangan pada operasi perhitungan penambahan dan pengurangan



Switch untuk pembulatan ke bentuk yang lebih sederhana / pembulatan ke bawah

Arti dari Tanda-tanda yang Muncul di Layar:

MI : Digunakan memori pertama. - : Minus (atau negatif)

MII : Digunakan memori kedua. E : Kesalahan Overflow.

*** Contoh cara pakai**

Bahasa Indonesia

1.Cara kalkulasi biasa

Sebelum melakukan setiap perhitungan, tekanlah dahulu tombol [$\frac{ON}{AC}$].

Contoh	Operasi Tombol	Tampilan di Layar
$2 \times 3 = 6$	2 [x] 2 [CE/C] 3 [=]	6.
$7 \times 9 = 63$	7 [+/-] [x] 9 [=]	63.
$300 \times 27\% = 81$	300 [x] 27 [%]	81.
$\frac{11.2}{56} \times 100\% = 20\%$	11.2 [+/-] 56 [%]	20.
$300 + (300 \times 40\%) = 420$	300 [+] 40 [%]	420.
$300 - (300 \times 40\%) = 180$	300 [-] 40 [%]	180.
$1400 \times 12\% = 168$	1400 [x] 12 [%]	168.
$6 + 4 + 7.5 = 17.5$	6 [+] 4 [+] 7.5 [=]	17.5
$5 \times 3 \div 0.2 = 75$	[$\frac{ON}{AC}$] 5 [x] 3 [+/-] 0.2 [=]	75.
$8 \div 4 \times 3.7 + 9 = 16.4$	8 [+/-] 4 [x] 3.7 [+] 9 [=]	16.4
$5^4 = 625$	5 [x] [=] [=] [=]	625.
$1 \div 2 = 0.5$	2 [+/-] [=]	0.5
$\frac{1}{(2 \times 3 + 10)} = 0.0625$	2 [x] 3 [+] 10 [+/-] [=]	0.0625
$\sqrt{144} = 12$	144 [√]	12.
$\$14.90 + \$0.35 - \$1.45 +$	1490 [+] 35 [-] 145	145
$\$12.05 = \25.85	[+] 1205 [=]	25.85

2. Cara melakukan kalkulasi dengan memory

$(12 \times 4) - (20 \div 2) = 38$	[$\frac{ON}{AC}$] 12 [x] 4 [M+] 20 [+/-] 2 [M-] [MR] [MC] [CE/C]	0. MI 10. MI 38. 0.
$15 \times 2 = 30$	15 [x] 2 [M+] 20 [x] 3 [M+]	MI 60.
$20 \times 3 = 60$	25 [x] 4 [M+]	MI 100.
$25 \times 4 = 100$	[MR]	MI 190.
(total A = 190)	10 [+/-] 5 [MII+] 4 [x] 2 [MII+]	MI 8.
$10 \div 5 = 2$	[MII $\frac{R}{C}$]	MI 10.
$4 \times 2 = 8$	[MR] [+]	MI 190.
(total B = 10)	[MII $\frac{R}{C}$]	MI 10.
$A \div B = 19$	[=]	MI 19.
	[$\frac{ON}{AC}$]	0.

3. Cara kalkulasi dengan bilangan konstan

$2 + 3 = 5$	2 [+] 3 [=]	5.
$4 + 3 = 7$	4 [=]	7.
$3 \times 4 = 12$	3 [x] 4 [=]	12.
$3 \times 6 = 18$	6 [=]	18.

4. Penghapusan kalkulasi yang melewati

123456789012 x 10000	1234567890123	E 123'456'789'012
$= 1'234.56789012 \times 10^{12}$	[00→0]	123'456'789'012
	[x] 10000 [=]	E 1'234.56789012
	[$\frac{ON}{AC}$]	0.

5. PERHITUNGAN MARK-UP & DOWN HARGA

$200 + (P \times 20\%) = P$	2000 [+/-] 20 [MU]	2'500.00
$P = \frac{2000}{1 - 20\%} = 2'500.00$	[MU]	500.00
$2500 - 2000 = 500.00$		
$200 - (P \times 20\%) = P$	2000 [+/-] 20 [+/-] [MU]	1'666.66
$P = \frac{2000}{1 + 20\%} = 1'666.66$		
$\frac{18000 - 15000}{15000} \times 100\%$	18000 [-] 15000 [MU]	20.00
$= 20.00\%$		

لغة عربية

* تزويد الطاقة

إن موديل CITIZEN SDC-368 هي آلة حاسبة ثنائية الطاقة (الطاقة الشمسية عالية القوة + بطارية احتياطية) وتعمل تحت أية ظروف ضوئية.

وظيفة إيقاف الطاقة التلقائي -
تقوم هذه الآلة الحاسبة بإيقاف نفسها تلقائياً إذا لم يحدث إدخال مفتاح لحوالي 5 دقائق.

-تغيير البطارية-

إذا كانت البطارية الاحتياطية بحاجة إلى تغيير، قم بفتح الغطاء السفلي لإزالة البطارية القديمة وإدخال بطارية جديدة بحسب القطبية المشار إليها.

لغة عربية

* فهرس المفاتيح

[ON/AC]: مفتاح حذف الكل/ تشغيل الطاقة.

[00→0]: مفتاح الرجوع بالتحويل.

[M-]: مفتاح الطرح من الذاكرة.

[MR]: مفتاح استدعاء الذاكرة

[MC]: مفتاح حذف الذاكرة.

±: [+ / -] مفتاح تغيير الإشارة

[MII-] [MII+] $\frac{R}{C}$: مفتاح الذاكرة الثانية

A 0 2 3 F

0 0 0 0

- F -

- 0 - 2 - 3 -

- A -

5/4 7

0 0 0 0

مفتاح تحديد المنزلة العشرية

نمط المنزلة العائمة

نمط المنزلة الثابتة

يقوم نمط الإضافة تلقائياً بإدخال المنزلة النقدية في حسابات الجمع والطرح - A -

إنهاء التدوير/ التدوير إلى الأسفل

علامات شاشة العرض تعني مايلي:

MI: تم تحميل الذاكرة الأولى.

MII: تم تحميل الذاكرة الثانية

-: سالب (أو ناقص)

E: خطأ تدفق زائد.

لغة عربية

* أمثلة على العمليات

قبل القيام بكل حساب، اضغط على مفتاح [ON/AC]

المثال	عملية المفاتيح	العرض
$2 \times 3 = 6$	2 [x] 3 [=]	6.
$7 \times 9 = 63$	7 [+] [x] 9 [=]	63.
$300 \times 27\% = 81$	300 [x] 27 [%]	81.
$\frac{11.2}{56} \times 100\% = 20\%$	11.2 [+] 56 [%]	20.
$300 + (300 \times 40\%) = 420$	300 [+] 40 [%]	420.
$300 - (300 \times 40\%) = 180$	300 [-] 40 [%]	180.
$1400 \times 12\% = 168$	1400 [x] 12 [%]	168.
$6 + 4 + 7.5 = 17.5$	6 [+] 4 [+] 7.5 [=]	17.5
$5 \times 3 \div 0.2 = 75$	[ON/AC] 5 [x] 3 [+] 0.2 [=]	75.
$8 \div 4 \times 3.7 + 9 = 16.4$	8 [+] 4 [x] 3.7 [+] 9 [=]	16.4
$54 = 625$	5 [x] [=] [=] [=]	625.
$1 \div 2 = 0.5$	2 [+] [=]	0.5
$\frac{1}{(2 \times 3 + 10)} = 0.0625$	2 [x] 3 [+] 10 [+] [=]	0.0625
$\sqrt{144} = 12$	144 [√]	12.
$\$14.90 + \$0.35 =$	1490 [+] 35 [-] 145	145
$\$1.45 + \$12.05 = \$25.85$	[+] 1205 [=]	25.85

2. حساب الذاكرة

$(12 \times 4) - (20 \div 2) =$	[ON/AC]	0.
38	12 [x] 4 [M+] 20 [+] 2 [M-]	MI 10.
	[MR]	MI 38.
	[MC] [CE/C]	0.
$15 \times 2 = 30$	15 [x] 2 [M+] 20 [x] 3 [M+]	MI 60.
$20 \times 3 = 60$	25 [x] 4 [M+]	MI 100.
$25 \times 4 = 100$	[MR]	MI 190.
(total A = 190)	10 [+] 5 [MII+] 4 [x] 2 [MII+]	MI 8.
$10 \div 5 = 2$	[MII $\frac{R}{C}$]	MI 10.
$4 \times 2 = 8$	[MR] [+]	MI 190.
(total B = 10)	[MII $\frac{R}{C}$]	MI 10.
$A \div B = 19$	[=]	MI 19.
	[ON/AC]	0.

3. حساب الثابت

$2 + 3 = 5$	2 [+] 3 [=]	5.
$4 + 3 = 7$	4 [=]	7.
$3 \times 4 = 12$	3 [x] 4 [=]	12.
$3 \times 6 = 18$	6 [=]	18.

4. حذف خطأ التدفق الزائد

$123456789012 \times 10000$	1234567890123 E 123'456'789'012
$= 1'234.56789012 \times 10^{12}$	[00→0] 123'456'789'012
	[x] 10000 [=] E 1'234.56789012
	[ON/AC] 0.

5. حساب تعليم السعر إلى الأعلى والأسفل

$200 + (P \times 20\%) = P$	2000 [+] 20 [MU]	2'500.00
$P = \frac{2000}{1 - 20\%} = 2'500.00$	[MU]	500.00
$2500 - 2000 = 500.00$		
$200 - (P \times 20\%) = P$	2000 [+] 20 [+/-] [MU]	1'666.67
$P = \frac{2000}{1 + 20\%} = 1'666.67$		
$\frac{18000 - 15000}{15000} \times 100\%$	18000 [-] 15000 [MU]	20.00
$= 20.00\%$		

WEEE MARK

En If you want to dispose this product, do not mix with general household waste. There is a separate collection systems for used electronics products in accordance with legislation under the WEEE Directive (Directive 2002/96/EC) and is effective only within European Union.

Ge Wenn Sie dieses Produkt entsorgen wollen, dann tun Sie dies bitte nicht zusammen mit dem Haushaltsmüll. Es gibt im Rahmen der WEEE-Direktive innerhalb der Europäischen Union (Direktive 2002/96/EC) gesetzliche Bestimmungen für separate Sammelsysteme für gebrauchte elektronische Geräte und Produkte.

Fr Si vous souhaitez vous débarrasser de cet appareil, ne le mettez pas à la poubelle avec vos ordures ménagères. Il existe un système de récupération distinct pour les vieux appareils électroniques conformément à la législation WEEE sur le recyclage des déchets des équipements électriques et électroniques (Directive 2002/96/EC) qui est uniquement valable dans les pays de l'Union européenne. Les appareils et les machines électriques et électroniques contiennent souvent des matières dangereuses pour l'homme et l'environnement si vous les utilisez et vous vous en débarrassez de façon inappropriée.

Sp Si desea deshacerse de este producto, no lo mezcle con residuos domésticos de carácter general. Existe un sistema de recogida selectiva de aparatos electrónicos usados, según establece la legislación prevista por la Directiva 2002/96/CE sobre residuos de aparatos eléctricos y electrónicos (RAEE), vigente únicamente en la Unión Europea.

It Se desiderate gettare via questo prodotto, non mescolatelo ai rifiuti generici di casa. Esiste un sistema di raccolta separato per i prodotti elettronici usati in conformità alla legislazione RAEE (Direttiva 2002/96/CE), valida solo all'interno dell'Unione Europea.

Du Deponer dit product niet bij het gewone huishoudelijk afval wanneer u het wilt verwijderen. Er bestaat ingevolge de WEEE-richtlijn (Richtlijn 2002/96/EG) een speciaal wettelijk voorgeschreven verzamelstelsel voor gebruikte elektronische producten, welk alleen geldt binnen de Europese Unie.

Da Hvis du vil skille dig af med dette produkt, må du ikke smide det ud sammen med dit almindelige husholdningsaffald. Der findes et separat indsamlingssystem for udtjente elektroniske produkter i overensstemmelse med lovgivningen under WEEE-direktivet (direktiv 2002/96/EC), som kun er gældende i den Europæiske Union.

Por Se quiser deitar fora este produto, não o misture com o lixo comum. De acordo com a legislação que decorre da Directiva REEE – Resíduos de Equipamentos Eléctricos e Electrónicos (2002/96/CE), existe um sistema de recolha separado para os equipamentos electrónicos fora de uso, em vigor apenas na União Europeia.

Pol Jeżeli zamierzasz pozbyć się tego produktu, nie wyrzucaj go razem ze zwykłymi domowymi odpadkami. Według dyrektywy WEEE (Dyrektywa 2002/96/EC) obowiązującej w Unii Europejskiej dla używanych produktów elektronicznych należy stosować oddzielne sposoby utylizacji.

